

Flameproof Alarm Annunciator



Technical Specification :

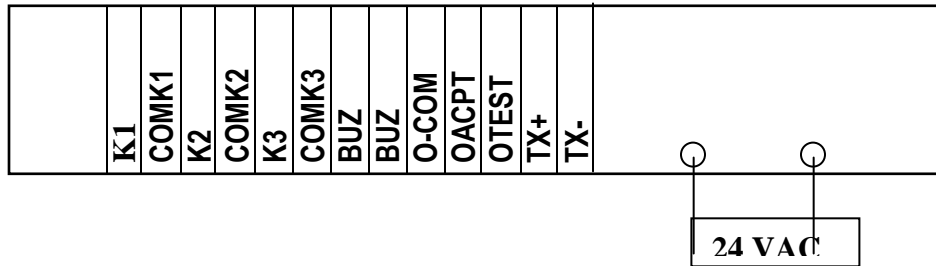
1. Mains Operating Voltage : 24 V AC +/- 10 %
2. Inputs
- | | | |
|---------|---|--|
| K1 & SG | : | Potential Free Contact - AHU Trip / Fail |
| K2 & SG | : | Potential Free Contact - AHU ON / OFF |
| K5 & SG | : | Potential Free Contact - Parameter Deviation |
3. Outputs
- | | | |
|--------|---|------------------------|
| TEST | : | Potential Free Contact |
| ACCEPT | : | Potential Free Contact |
| BUZZER | : | Potential Free Contact |
4. DIP Switch Settings For Timer : ON = 1 & OFF = 0

ON

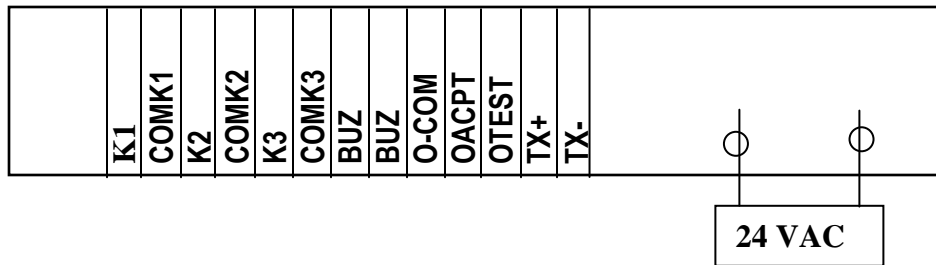
	1	2	3	4
0 MIN	0	0	0	0
1 MIN	0	0	0	1
2 MIN	0	0	1	0
3 MIN	0	0	1	1
4 MIN	0	1	0	0
5 MIN	0	1	0	1
6 MIN	0	1	1	0
7 MIN	0	1	1	1
8 MIN	1	0	0	0
9 MIN	1	0	0	1
10 MIN	1	0	1	0

5. Mechanical Dimension: 170 X 60 X 140 mm(L X B X H)

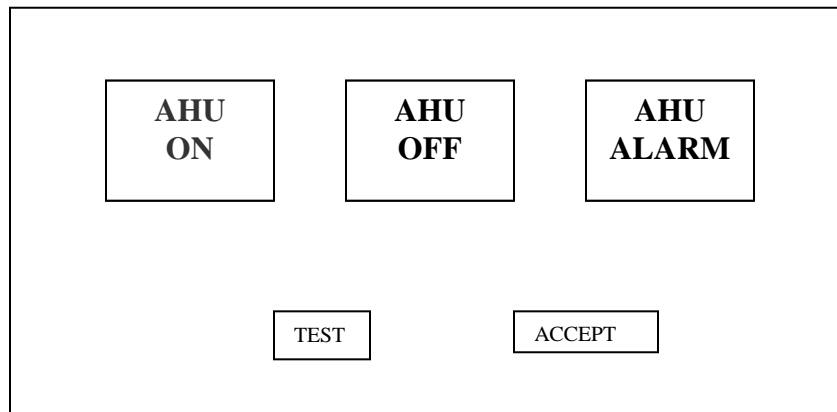
6. Back Terminal Panel: -



OR



7. Front Panel: -



Operation: -

- AHU ON - Steady GREEN Color Window
- AHU OFF - Steady RED Color Window
- AHU ALARM - Flashing AMBER Color Window for AHU trip/fail
- AHU ALARM - Steady AMBER Color Window for parameter deviation. (Temperature, RH etc)

1. When K2 is OPEN, AHU OFF (RED) Window will Glow Steady.
2. When K2 is CLOSE, AHU ON (GREEN) Window will Glow Steady.
3. When K1 is CLOSE, AHU ALARM (AMBER) Window will flashing, and after Set time delay continuous siren will Sound.
4. When K5 is CLOSE, AHU ALARM (AMBER) Window will Glow Steady, and after Set time delay continuous siren will Sound
5. Accept Button will activate at the time of siren sounds only. When the Accept Button pressed, The Siren will stop but AHU ALARM signal flashing or steady will keep continue till condition persists.
One potential free contact output (ACCEPT) is given for Accept Button.
6. When Test Button is Pressed, All the windows will glow along with the siren. When Test button will release the panel will show respective status of the AHU.
One potential free contact output (TEST) is given for Test Button.

8. WIRING DIAGRAM FOR ANNUNCIATOR PANEL

12 CORE WIRE	ANNUNCIATOR PANEL SIDE
1	24 VAC
2	24 VAC
3	K1
4	K2
5	K5
6	COM K1
7	COMK2
8	COMK5
9	O COM
10	O ACPT
11	O Tests
12	EXTRA

WIRE SIZE - 0.75 sq. mm multistrand armoured cable.

Address: Narhe Industrial Estate, Lane No. 1, Sr. No. 44/21, Narhe Gaon, Tal- Haveli, Pune, Maharashtra 411041 **Tel :** +91 9284025858

Email: Info@abacuselectronics.in **Webiste:** www.abacuselectronics.in